

# BORN EFFICIENT

Eicher Pro 6016T

The 16 Ton GVW Tipper with 6 CuM Capacity

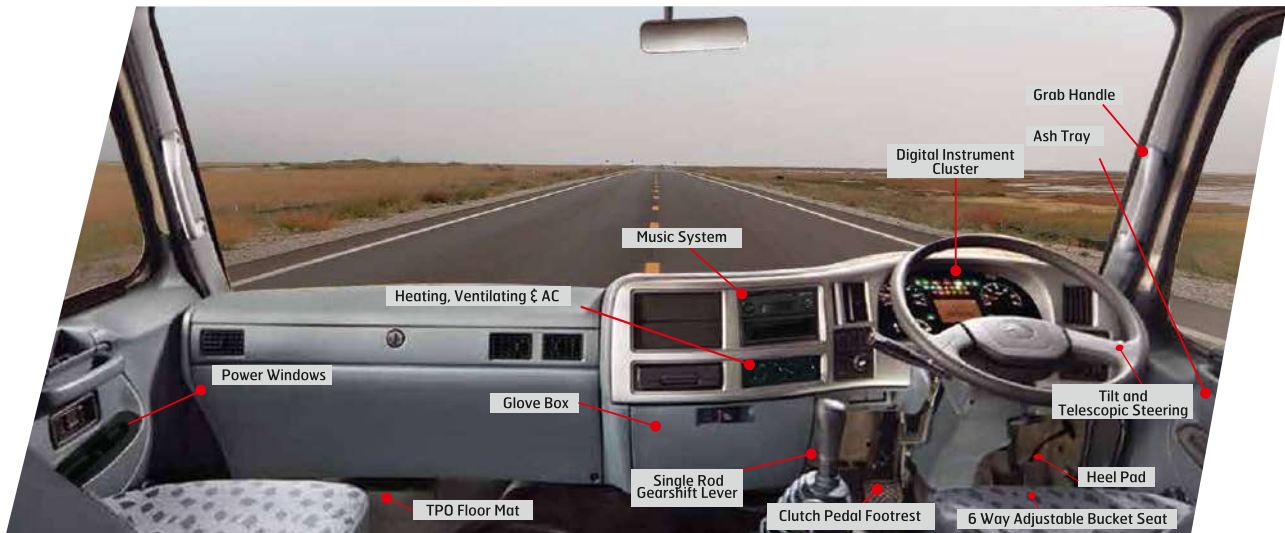


***VOLVO GROUP ENGINE MANAGEMENT SYSTEM***





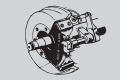



***CABIN ADAPTED FROM JAPANESE DESIGN, MEETS AIS 029 SAFETY STANDARDS***



# CABIN ADAPTED FROM JAPANESE DESIGN FOR COMFORT, SAFETY & EFFICIENCY



## ACTIVE & PASSIVE SAFETY FEATURE

 Meets AIS 029 Safety Standards	 ABS	 Radial Tubeless Tyres	 Dual Panel Cab
 Airbrake	 Exhaust Brakes	 3 Point ELR Seatbelts	 Fog Lamps With Bright Illumination

## INTELLIGENT DRIVER INFORMATION SYSTEM (IDIS)

The IDIS provides live information to the driver on truck operational parameters, fuel consumption and advanced diagnostics. The information is relayed through tell-tale icons and audible alarms which the driver can easily understand and process. This ensures safe and efficient driving with preventive vehicle maintenance, leading to minimum drive interruptions. Detailed fuel data, including instantaneous fuel value, average fuel consumption and distance to empty are also shown.



 BRAKE AIR PRESSURE GAUGE	 WATER IN FUEL SENSOR	 AIR FILTER RESTRICTION INDICATOR	 ADVANCED ON-BOARD DIAGNOSTICS
 FUEL CONSUMPTION METER	 ENGINE PROTECTION SYSTEM	 TRIP METER	

# TECHNICAL SPECIFICATION

## Eicher Pro 6016T

The 16 Ton GVM Tipper with 6 Cum capacity

<b>Model</b>	<b>Pro 6016T</b>
<b>Vehicle Weight (Kgs)</b>	
GVM	16000
FAW (laden)	7100
RAW (laden)	9000
<b>Engine</b>	
Model	VEDX5, 4 cylinder 4 valve per cylinder, turbo charged, intercooled diesel, common rail
Capacity	5100 cc
Max Power	210 hp @ 2200 rpm
Max Torque	825 Nm @ 1200-1600 rpm
Emission	Euro III
<b>Transmission</b>	
Gear Box	ET70S6 (6 Forward 1 Reverse)
Gear Shift Linkage	Single Rod GSL
<b>Clutch</b>	
Clutch	395 mm Plate Dia., Spring Loaded Push Type
<b>Rear Axle</b>	
Rear Axle Ratio	5.286
<b>Chassis Frame</b>	
Type	Ladder type joggle frame
Section	285 X 76 X 7
<b>Steering System</b>	
Type	Power steering

<b>Suspension</b>	
Front Suspension	Semi-elliptical leaf spring with double acting telescopic shock absorber & Anti-roll bar
Rear Suspension	Semi-elliptical laminated leaf springs
<b>Wheels &amp; Tyres</b>	
Tyre Size	Tubeless radial 295/80R22.5-16PR
Wheel Rim size	8.25X22.5
<b>Cabin</b>	
2.3 m Day cab (Premium)	
Model	New Pro 6016T HVAC CAB with IDIS
<b>Brakes</b>	
Brake type	Dual Circuit, Full Air
Parking brake type	Pneumatic Control, hand operated
ABS	Standard
<b>Electrical</b>	
Battery	2x12V-120 Ah
<b>Fuel Tank</b>	
Size	220 Litres
<b>Performance</b>	
Max Speed (kmph)	110
Gradeability	37%
<b>Vehicle Dimensions (mm)</b>	
Wheel Base	3900
FOH	1423
ROH	1060
Cabin Width	2300
Ground Clearance	230

# Eicher Pro 6016T

The 16 Ton GVM Tipper with 6 Cum capacity

